

*Dedico aquest tutorial al meu amic Manolo, que ha fet 55 anys la setmana passada. Felicitats Manolo!
 El teu somriure és un factor d'alegria.*

Com fer Mapes d'idees? *El programa Cmap Tools.*

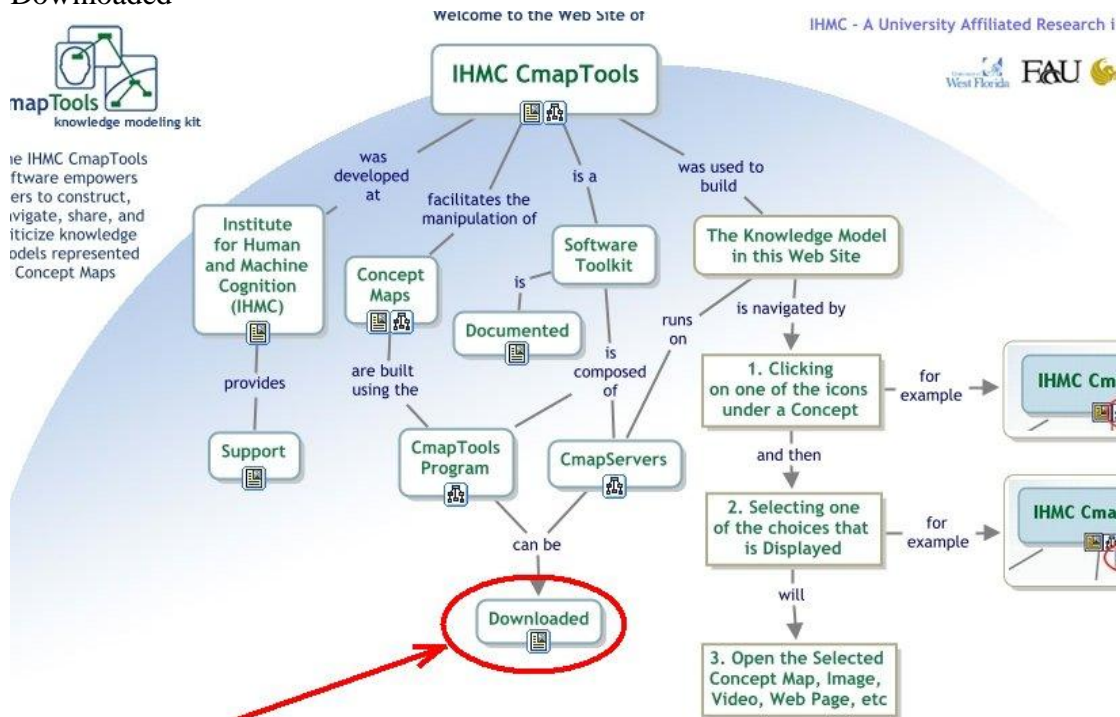
1. Posem CMAP a Google:



2. El link que busqueu és aquest:

[CmapTools - Home Page Cmap.html](#) - [Traduzca esta página]
 CmapTools - Home Page **Cmap**, CmapTools Program can be Downloaded, The Knowledge Model in this Web Site is navigated by 1. Clicking on one of the icons under ...
[cmap.ihmc.us/](#) - 22k - En caché - Páginas similares

3. S'obre una pantalla com aquesta i cliqueu a Downloaded





TUTORIAL TIC. IES SABADELL, Departament de Tecnologia.

4. Ara pot ser que aquí hi hagi diversitat, però imagino que tothom té Windows.

Downloads

IHMC CmapTools version 4.



Description. The CmapTools program criticize knowledge models represent other features, construct their Cmap (CmapServers) anywhere on the Internet, link create web pages of their concept maps on : time) with other users on the Internet, and se

Select a target platform for system requi

- Windows
- Mac OS X
- Linux (Intel)
- Solaris (Sparc)
- OLPC XO

Download CmapTools v4.11 for Windows (59.1 MB) — Ju

5. Que dona més informació, cliqueu **Download**:

6. Heu d'omplir un petit formulari que no us portarà gaire temps, recordeu:

System requirements for **Windows 95/98/Me/NT/2000/XP/Vista**

- PC with 500 megahertz (MHz) or higher processor clock speed, Ir AMD K6/Athlon/Duron family, or compatible processor recommen
- 256 megabytes (MB) of RAM or higher recommended.
- Disk space requirements: 75 MB of available hard disk space.
- Super VGA (800 X 600) or higher resolution video adapter and mc
- Keyboard and Mouse or compatible pointing device.

IHMC CmapTools Website Registration

Please fill out the following information to download CmapTools.

NOTE: If you have previously registered with us, you only need to enter your Email Address and check the box to certify that the use of CmapTools will be for educational or individual (non commercial) purposes, and/or you are a federal employee working for the US Government.

Otherwise, all items marked with an asterisk (*) are required information.

Please read the note and check the box

By checking the box you certify that the use of CmapTools will be for educational or individual (non commercial) purposes, and/or you are a federal employee working for the US Government.

Sí

*Email Address:

*First Name:

*Last Name:

*Country:

*Organization/Company:

Organization Name:

Website:

How did you hear about CmapTools?

Would you like to subscribe to the CmapTools mailing lists?

CmapTools Yes, I wish to subscribe.

A list for users of CmapTools to discuss issues related to CmapTools software and concept mapping in general.

No fa falta!

Announcements Yes, I wish to subscribe.

A list for announcements (e.g. new versions) of the software. We won't be sending this type of personal emails anymore -- news will be posted to this mailing list.

Darrer pas

Submit

7. Ara veureu una pantalla com aquesta, cliqueu l'esperat Download

downloads

IHMC CmapTools for Windows

Download

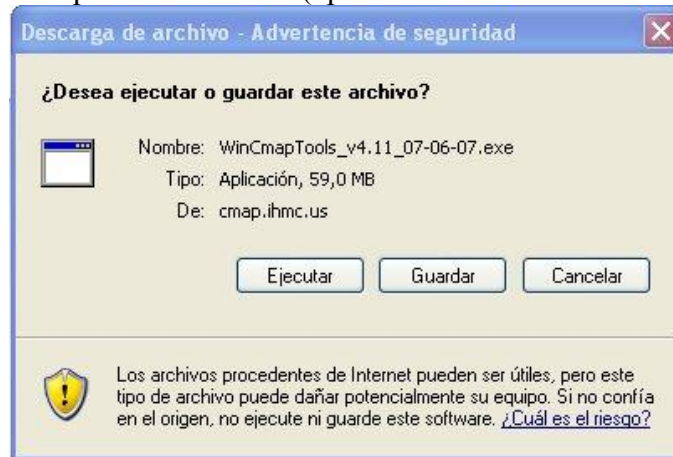
CmapTools v4.11 for Windows (59.1 MB)

(You may need to right-click and Save Target As...)

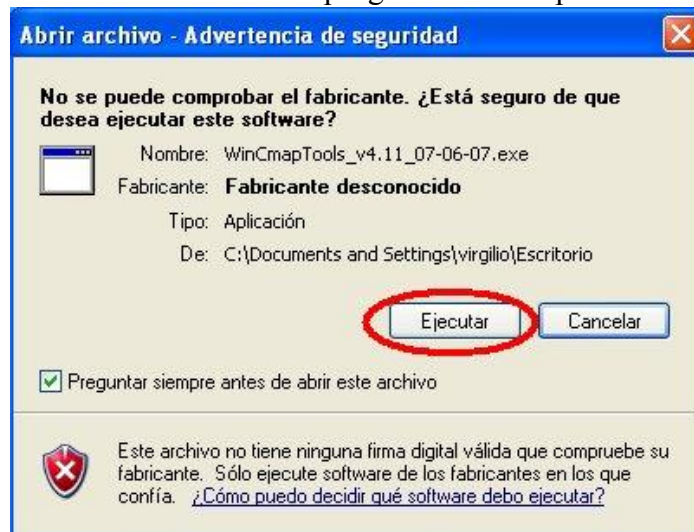
Having trouble downloading? Use our FTP download.

FTP Download

8. A la pantalla que surt, trieu Guardar (a l'escriptori). Aquest programa és del Institute for Human and Machine Cognition, que treballa amb quatre universitats de Florida, però si us descarregueu un programa d'altres llocs menys de fiar, sempre podreu passar l'antivirus (i pobre de vosaltres si no ho feu).



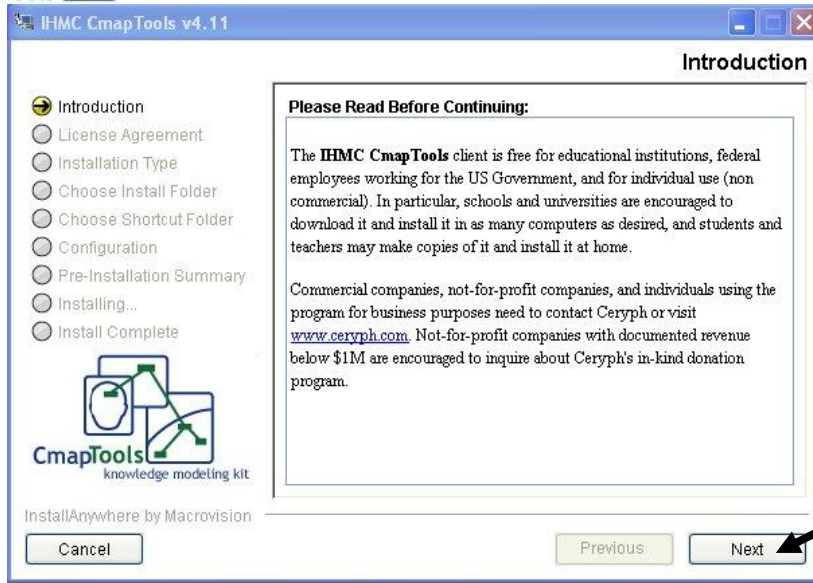
9. Feu doble clic a la nova icona del programa a l'escriptori i ara sí, Ejecutar:



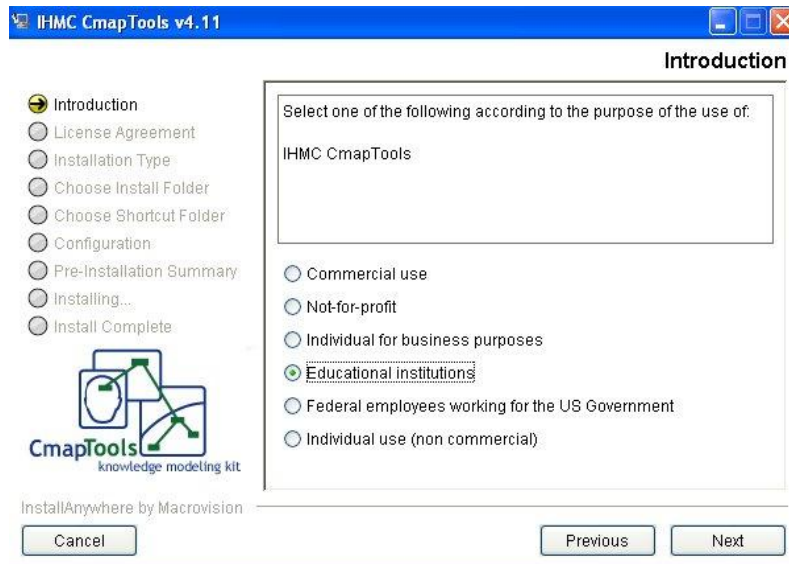
10. Clica botó Next:



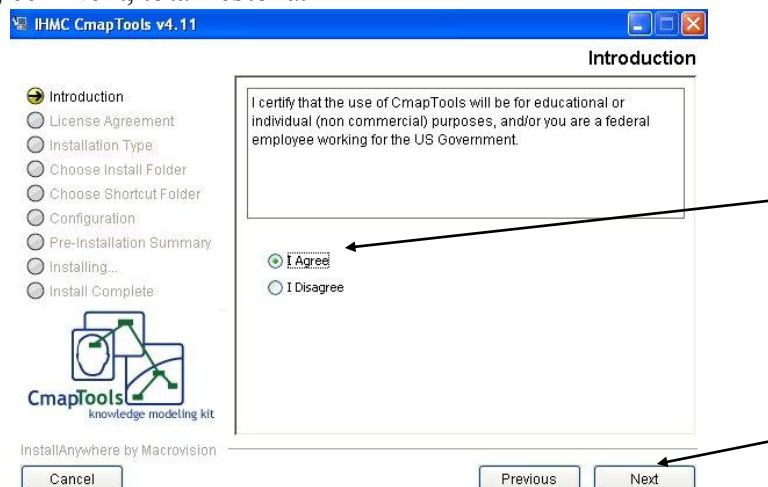
TUTORIAL TIC. IES SABADELL, Departament de Tecnologia.



11. Educational institutions i Next



12. Ara I Agree i Next, tota l'estona.



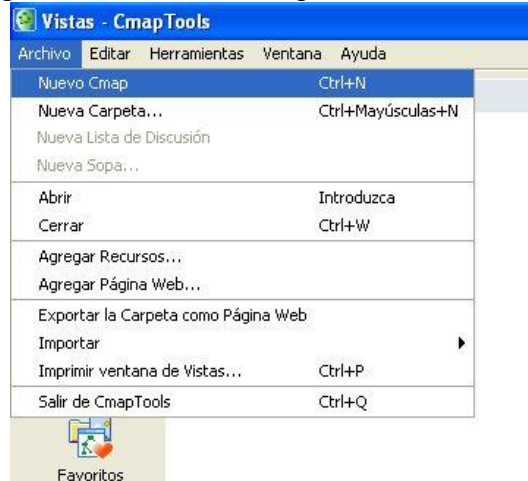
13. Quan hagi acavat d'instal·lar, al menú Programes del botó Inicío/Comença, tindràs una nova eina!!



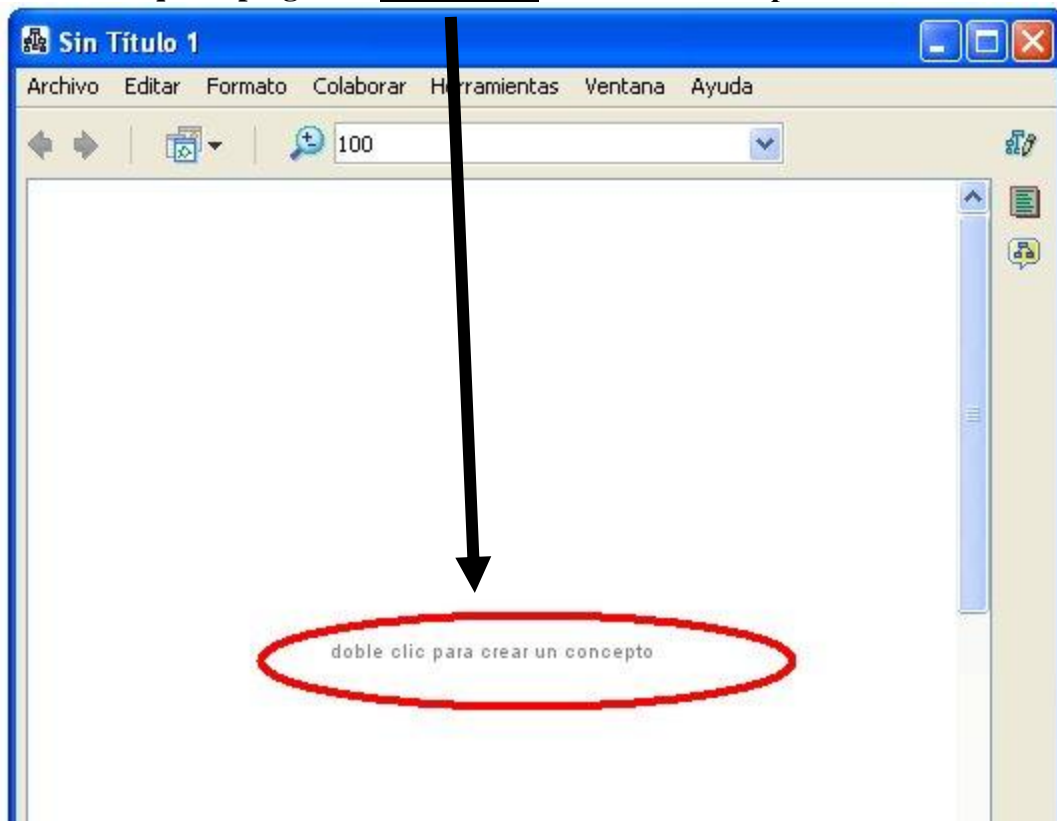
TUTORIAL TIC. IES SABADELL, Departament de Tecnologia.



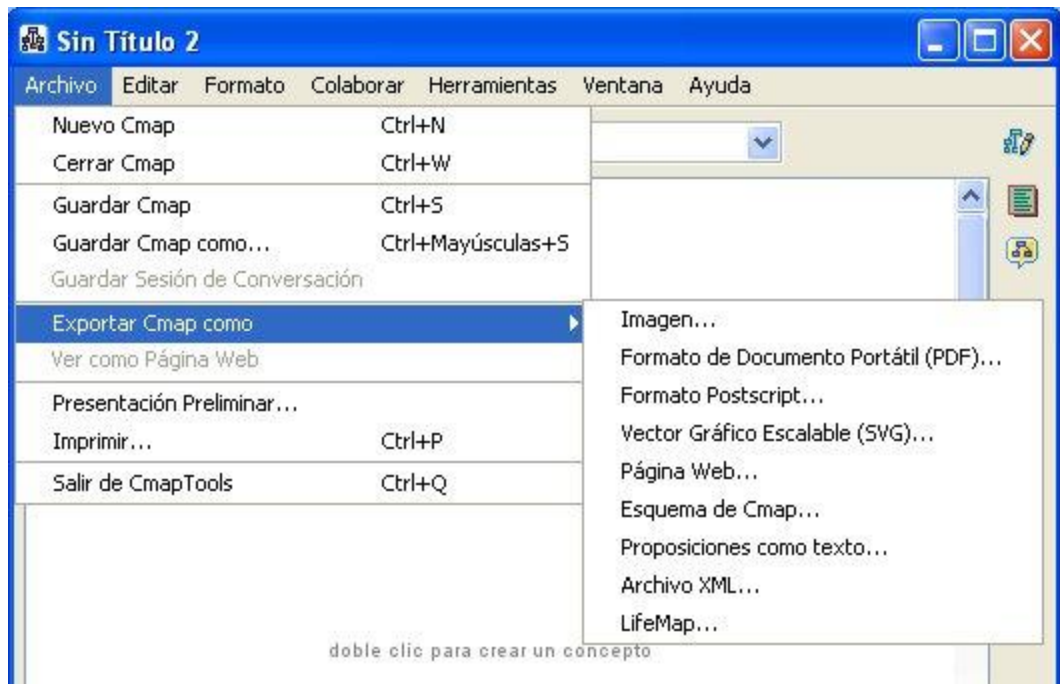
14. Que t'obre el programa, tria Nuevo Cmap del menú Archivo i a disfrutar....



15. Veuràs que el programa *et va guiant* de com fer el mapa d'idees



16. Per finalitzar, quan amés de Desar el teu mapa (Guardar i Guardar como...). Pots EXPORTAR! Aixó vol dir que Cmaps et guarda el teu mapa d'idees amb altres formats que es poden veure en programes diferents, com Internet explorer, o processador de textos, etc.



- **Imagen**, pots posar la imatge a qualsevol programa que la usi: Word, pàgina Web, etc.
- **Formato Postscript**, et permet una còpia en impressora.
- **Formato de Documento portátil (PDF)**, visible amb qualitat perfecte en qualsevol ordinador amb l'Acrobat Reader.
- **Pàgina Web**, sense comentaris
- **Archivo XML**, Web, Office, i un munt de programes.
- **Vector Gráfico Escalable (SVG)**, gràfic vectorial, és com el del Corel Draw, per exemple. Molt usat en disseny gràfic.