

**”TO SEE OR NOT TO SEE.
THAT IS THE QUESTION”
Student’s worksheets 2**

Cecília Reñé i Reñé

October – December 2010

"TO SEE OR NOT TO SEE. THAT IS THE QUESTION"

WOKSHEET 1.1

NAME:

DATE

NAME THE PARTS OF THE FACE AND TOP OF THE BODY.




"TO SEE OR NOT TO SEE. THAT IS THE QUESTION"

WOKSHEET 1.2

NAME:

DATE:

FOR RIGHT- HANDERS




"TO SEE OR NOT TO SEE. THAT IS THE QUESTION"

WOKSHEET 1.3

NAME:

DATE:

FOR LEFT-HANDERS



VASE/FACE DRAWING. WOKSHEET 1.1

Cecília Reñé i Reñé

CEIP Pompeu Fabra. Mollerussa


"TO SEE OR NOT TO SEE. THAT IS THE QUESTION"

WOKSHEET 1.4

NAME:

DATE:

FOR LEFT-HANDERS




"TO SEE OR NOT TO SEE. THAT IS THE QUESTION"

WOKSHEET 1.5

NAME:

DATE:

FOR RIGHT- HANDERS



"TO SEE OR NOT TO SEE. THAT IS THE QUESTION"

WOKSHEET 1.6

NAME:

DATE:

BINGO

Choose 9 of the following words and write them in the grid, one in each square: forehead, nose, eye, ear, hair, lips, chin, cheek, neck, shoulder.

"TO SEE OR NOT TO SEE. THAT IS THE QUESTION"

WORKSHEET 3.1

NAME:

DATE:

SHAPES & COLOURS

It's a circle
It's orange
It's an orange circle

It's a square
It's white
It's a white square

It's a triangle
It's brown
It's a brown triangle

It's a diamond
It's purple
It's a purple diamond

It's a rectangle
It's black
It's a black rectangle

It's a heart
It's pink
It's a pink heart


By Carolyn Graham

"TO SEE OR NOT TO SEE. THAT IS THE QUESTION"

WORKSHEET 3.2

NAME:

DATE:




"TO SEE OR NOT TO SEE. THAT IS THE QUESTION"


WORKSHEET 4.1

NAME:

DATE:



Cecília Reñé i Reñé



CEIP Pompeu Fabra. Mollerussa

"TO SEE OR NOT TO SEE. THAT IS THE QUESTION"


WORKSHEET 4.2

NAME:

DATE:



Cecília Reñé i Reñé



CEIP Pompeu Fabra. Mollerussa

"TO SEE OR NOT TO SEE. THAT IS THE QUESTION"

WORKSHEET 5.1

NAME:

DATE:

WRITE THE WORDS FROM THE STORY IN THE BOOT. HOW MANY CAN YOU MATCH WITH THE PICTURES?



“TO SEE OR NOT TO SEE. THAT IS THE QUESTION”

WORKSHEET 5.2A

NAME:

DATE:

USE THE WORDS FROM THE LAST ACTIVITY TO COMPLETE THE STORY

(Text from the storybook “Mr. Magnolia” by Quentin Blake)

Mr. Magnolia has only one boot

He has an old.....

that goes rooty-root

And two lovely.....

who play on the flute

But Mr. Magnolia has only one.....

In his pond live a frog

and aand a.....

He has green parakeets

who pick holes in his.....

And some very fat owls

who are learning to.....

But Mr. Magnolia has only one boot

He gives rides to his.....

When he goes for a scoot.

And the splash is

When he comes down the chute

. But Mr. Magnolia has only one.....

Just look at the way that

He juggles with!

The mice all march past

As he takes the.....!

And his dinosaur!

What a MAGNIFICENT.....!

But Mr. Magnolia - poor Mr. Magnolia!

Mr. Magnolia has only one.....

Hey- Wait a minute. Now then...

Keep going...What's?

Look! It's a boot !It's a boot!

Whoopee for Mr. Magnolia's new! Good

“TO SEE OR NOT TO SEE. THAT IS THE QUESTION”

WORKSHEET 5.2B

NAME:

DATE:

USE THE WORDS FROM THE LAST ACTIVITY TO COMPLETE THE STORY.

(Text from the storybook “Mr. Magnolia” by Quentin Blake)

Mr. Magnolia has only one.....

He has an old trumpet

that goes.....

And two lovely sisters

who play on the.....

But Mr. Magnolia has only one boot

In his pond live a.....

and a toad and a newt

He has green.....

who pick holes in his suit

And some very fat.....

who are learning to hoot

But Mr. Magnolia has only one.....

He gives rides to his friends

when he goes for a.....

And the splash is immense

When he comes down the.....

But Mr. Magnolia has only one boot

Just at the way that

He juggles with fruit.!

The.....all march past

As he takes the salute!

And his.....!

What a MAGNIFICENT brute.!

But Mr. Magnolia - Mr. Magnolia!

Mr. Magnolia has only one boot

Hey- Wait a.....Now then...

Keep going...What's this?

Look! It's a!It's a!

Whoopee for Mr. Magnolia's new boot! night.