



Name: _____ Date: _____



BRAINSTORMING

Landscapes

Write down anything you think of to do with the word “landscape”



Name: _____ Date: _____

Living and non-living things

Put the words from the word bank into the correct box.

Add two other living and non-living things in the boxes.

Living things

Non-living things

WORD BANK

a rock
two trees
a girl
a book
mountains
a pair of boots
a flower
a cow
a bee

Discuss with your partner:

A mountain
People
A table
Animals
Rivers
A flower

can
can't

breathe
eat
move
have babies
grow
use senses

because

it is a
they are

living things.
a living thing.
non-living things.
a non-living thing.

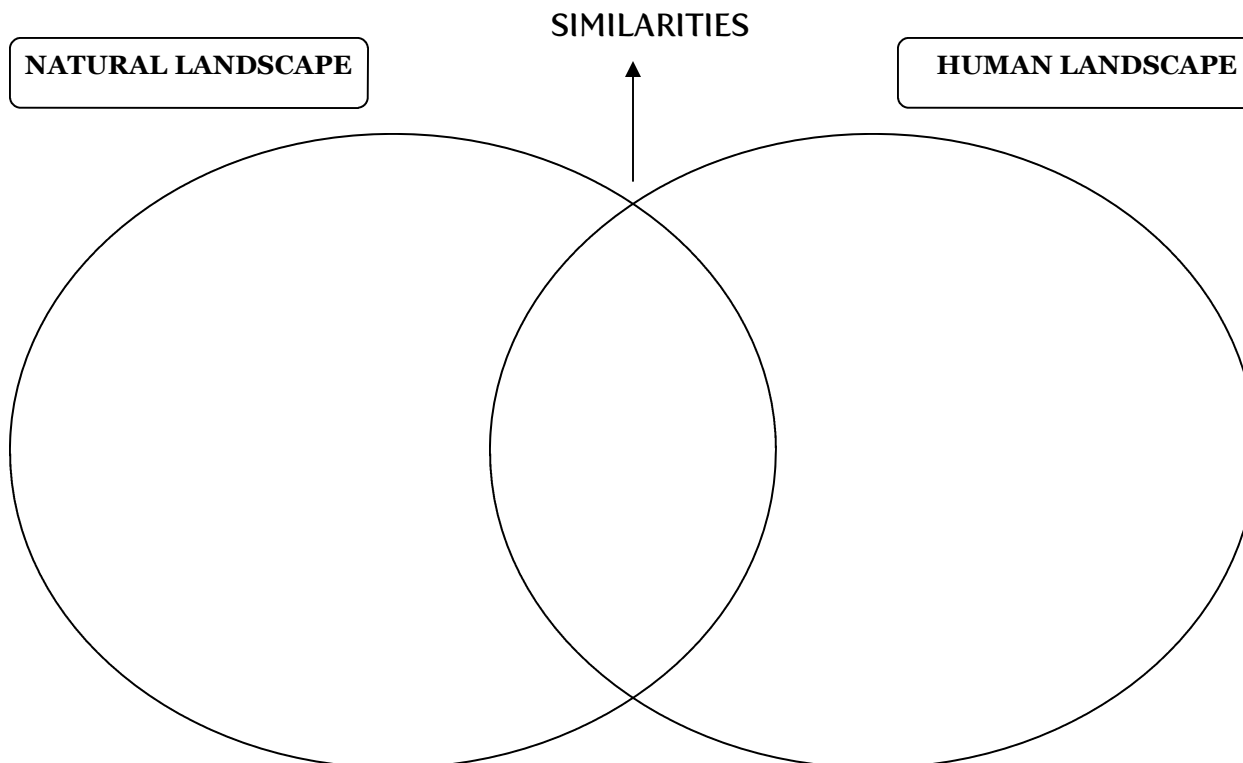


Name: _____ Date: _____

Venn diagram

NATURAL AND HUMAN LANDSCAPES

Look at the pictures on the screen and compare them. Write the similarities and differences.



WORD BANK

- rock
- trees
- houses
- birds
- mountains
- people
- sun
- sky
- cows
- factory
- clouds
- skyscrapers
- wild animals
- cars



WORKSHEET: 1.4

Name: _____ Date: _____

Landscapes

Match the pictures with their names and the definitions.


Natural landscape




Industrial landscape



Agrarian landscape



Urban landscape



These landscapes aren't changed by human actions. The elements are from nature such as rivers, mountains, seas, animals, etc...

These landscapes show the first human activities which changed natural landscapes. They have fields and animals. Humans cut down trees in the forests, to obtain wood and pasture for animals.

These landscapes often have factories in them. Most of the objects we use are made in factories from raw materials. For example, wood is a raw material. We use wood to make paper. Paper is an industrial product.

These landscapes are where many people live and work. Some are cities which are very big. Some are towns which are smaller.

The inhabitants do many different types of work. For example in cities and towns they work in shops, government, education and other services.



Name: _____ Date: _____

WORKSHEET: 1.5a

Landscapes

Look at the pictures and find the differences between them.

A



B



WORD BANK

- snow
- chimney
- grass
- factory
- bridge
- river
- trees
- mountains
- a cow
- house
- grey
- sunny
- light

Discuss with your partner:

These pictures **are similar** because

These pictures **are different** because

Picture A / B **has got** some / a

hasn't got any / a

I **like** picture A / B because

I **don't like** Picture A / B because



Name: _____ Date: _____

Landscapes

DESCRIBING A PICTURE

1.- INTRODUCTION

In this picture I can see ...

2.- WHAT IS WHERE?

In the foreground/background there is ... there are ...

In the middle/centre there is ... there are ...

At the top/At the bottom there is ... there are ...

On the left/right there is ... there are ...

Behind/In front of ... I can see ...

Between ... there is ... there are ...

3. WHAT I THINK ABOUT THE PICTURE

Maybe ...

I think ...

I like this picture because ...

I don't like this picture because ...




WORKSHEET: 1.6

Name: _____ Date: _____

Landscapes

Identify this landscape.
Describe the picture.
Identify which elements of this landscape are made by humans.



Word bank

It is a / an : natural landscape
industrial landscape
urban landscape
agrarian landscape

In the foreground/background there is ... there are ...
In the middle/centre there is ... there are ...
At the top/At the bottom there is ... there are ...
On the left/right there is ... there are ...
Behind/In front of ... I can see ...
Between ... there is ... there are ...
