

WORKSHEETS UNIT 3
A GARDEN OF FRUIT AND VEGETABLES
CREATING AND MAINTAINING A SCHOOL GARDEN

Verònica Grau


October-December 2009

***U3.L14.A1. Worksheet 1A**

YAM FESTIVAL

1-When is it held?

The Yam festival is celebrated at the beginning of August.



2-Where is it celebrated?

It's celebrated in Ghana and Nigeria.



3-What do people celebrate?

People give thanks to the spirits specially for yams. Yams are the first crops to be harvested.



4-What do people do?

People offer yams to gods and ancestors first before distributing them to the villagers. They have a parade, songs. They dance and play the drums.



***U3.L14.A1. Worksheet 1B**

PONGAL FESTIVAL

1-When is it held?

It starts on January 14 of each year. The celebration lasts for three days.



2-Where is it celebrated?

In South India



3-What do people celebrate?

On the first day, Pongal is offered to the rain gods for providing rain for the harvest. On the second day, pongal is offered to the sun. On the third day, they honour the cattle's hard work for ploughing the fields.

They give thanks to have a good harvest.



4-What do people do?

People give offerings to gods. On the third day, the family's cattle is cleaned and dressed up with flowers, bells and color powder. People get together for a community feast and they dance. They also draw flowers on the path and they colour them.



***U3.L14.A1. Worksheet 1C.**

THANKSGIVING DAY

1-When is it held?

Thanksgiving Day is held on the 4th Thursday of November.



2-Where is it celebrated?

In America



3-What do people celebrate?

They thank their ancestors for providing food.

4-What do people do?

American families get together to watch football and eat a big feast with turkey and an apple pie.

In some places you can see a parade.

Thanksgiving Day is also about friendship and partnership.



***U3.L14.A1. Worksheet 1 D.**

AUGUST MOON FESTIVAL

1-When is it held?

The 15th day of the 8th lunar month.



2-Where is it celebrated?

In China.



3-What do people celebrate?

They celebrate the end of the harvest season with a big feast. The moon is believed to be a Goddess.



4-What do people do?

On the fifteenth day of the eight lunar month, the moon over China is at its brightest and glowing most brilliantly.

On this night, a grand festival is made of offerings to the Goddess. They receive mooncakes, fruit, sweet meats in the midst of fluttering lanterns-animals, automobiles, airplanes made of bamboo and wire papered over in rainbow colours that flicker and glow when held high on house pillars or trees. To Chinese children, this is their Lantern Festival. Friendships are made and renewed.



***U3.L14.A1. Worksheet 1E.**

HARVEST HOME FESTIVAL

1-When is it held?

At the end of September. Once all harvesting of all crops has been finished.



2-Where is it celebrated?

In England



3-What do people celebrate?

They celebrate the end of the harvest and they ask for a good crop for the next year.

4-What do people do?

People go to churches to say prayers of thanks and sing hymns. The altar in churches is decorated with vases with autumn leaves, berries and flowers and special offerings. There are pumpkins, cabbages, baskets of fruit and vegetables. At the end of the service the produce that has been left is blessed and sent to hospitals for the sick and needy. Also in some places at the end of the day there is a Harvest Home supper and after people dance and a band plays.



***U3.L14.A2. Worksheet 2.** Information about harvest festivals around the world

YAM FESTIVAL	
When?	
Where?	
What to celebrate	
What to do	

PONGAL FESTIVAL	
When?	
Where?	
What to celebrate	
What to do	



THANKSGIVING DAY	
When?	
Where?	
What to celebrate	
What to do	

AUGUST MOON FESTIVAL	
When?	
Where?	
What to celebrate	
What to do	



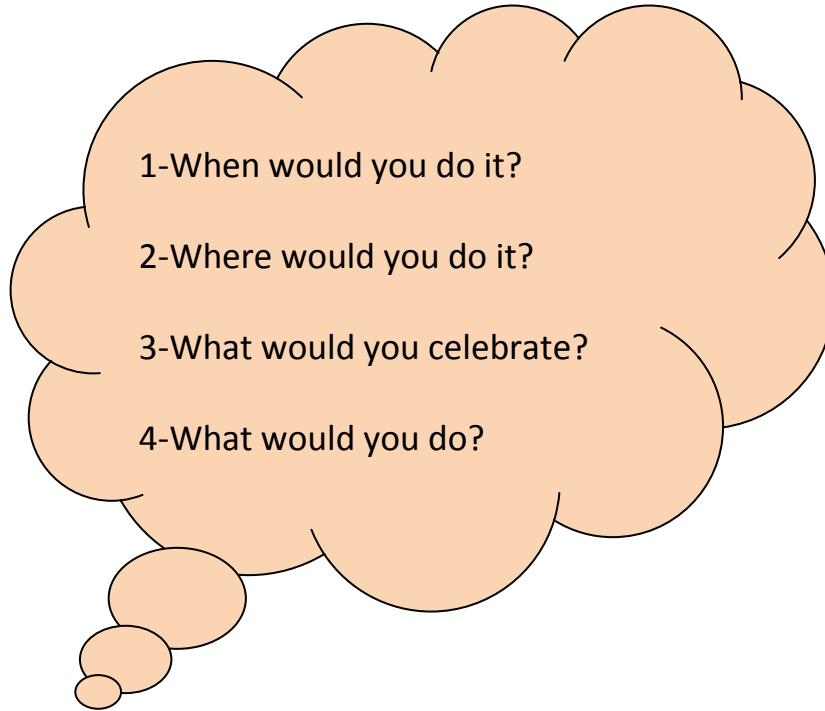
HARVEST HOME FESTIVAL	
When?	
Where?	
What to celebrate	
What to do	

- 1-When is it held?
- 2-Where is it celebrated?
- 3-What do people celebrate?
- 4-What do people do?



***U3.L14.A3. Worksheet 3.**

IMAGINE YOU COULD CELEBRATE A HARVEST FESTIVAL IN THE SCHOOL...



1- _____

2- _____







3- _____

4- _____







***U3.L14.A3. LANGUAGE FRAME OF WS 3**

The	first second third eleventh...	of	September October November December
In	spring summer autumn winter		
In the	playground dining room classrooms...		
We could	-give thanks for a successful and abundant harvest. -ask for a good harvest the following year...		
We could	-sing a harvest song. -dance a harvest dance. -act out a play about harvest. -offer fruit and vegetables. -cook a recipe...		

***U3.L15.A1. Worksheet 1.** Complete the chart about vegetables.

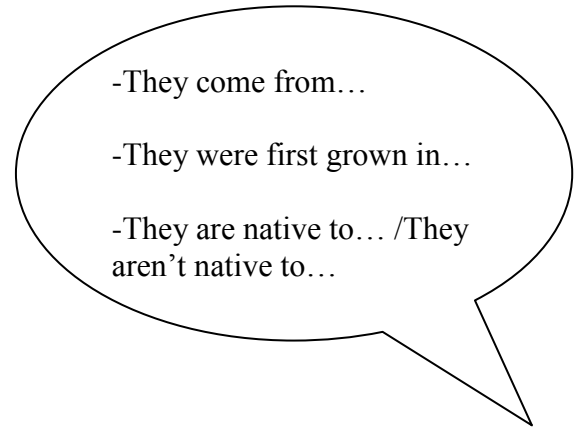
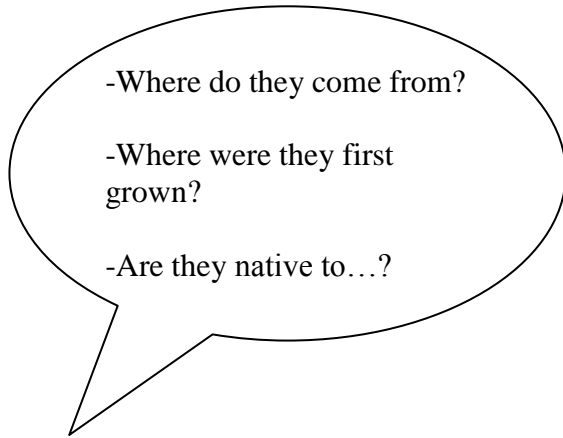
WHERE DO VEGETABLES COME FROM?		
	CARROTS	-Carrots originated in the...
	GREEN BEANS	-Green beans come from...
	RADISHES	-Radishes are native to...
	TOMATOES	-Tomatoes were grown in...
	SPINACH	-Spinach originated in...
	LETTUCE	-It is native to the...

***U3.L15.A1. Worksheet 2.** Complete the chart about vegetables.

WHERE DO VEGETABLES COME FROM?	
 GREEN ONIONS	-Green onions come from...
 PEPPERS	-Peppers were discovered in gardens in...
 CABBAGES	-Cabbages come from the...
 COURGETTES	-Courgettes are native to...
 PUMPKINS	-Pumpkins are native to the...
 CUCUMBERS	-Cucumbers originated in...

***U3.L15.A2. Worksheet 3A.**

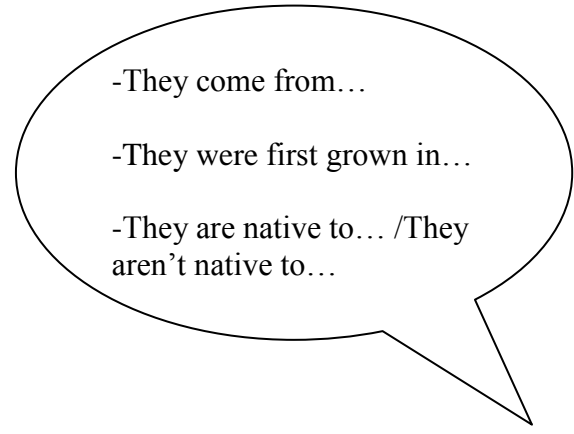
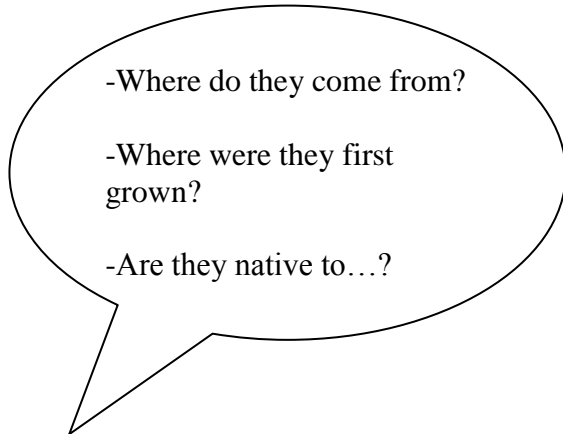
Ask and answer questions to complete the chart.



WHERE DO THEY COME FROM?	
Green onions	
Peppers	
Cabbages	
Courgettes	
Pumpkins	
Cucumbers	

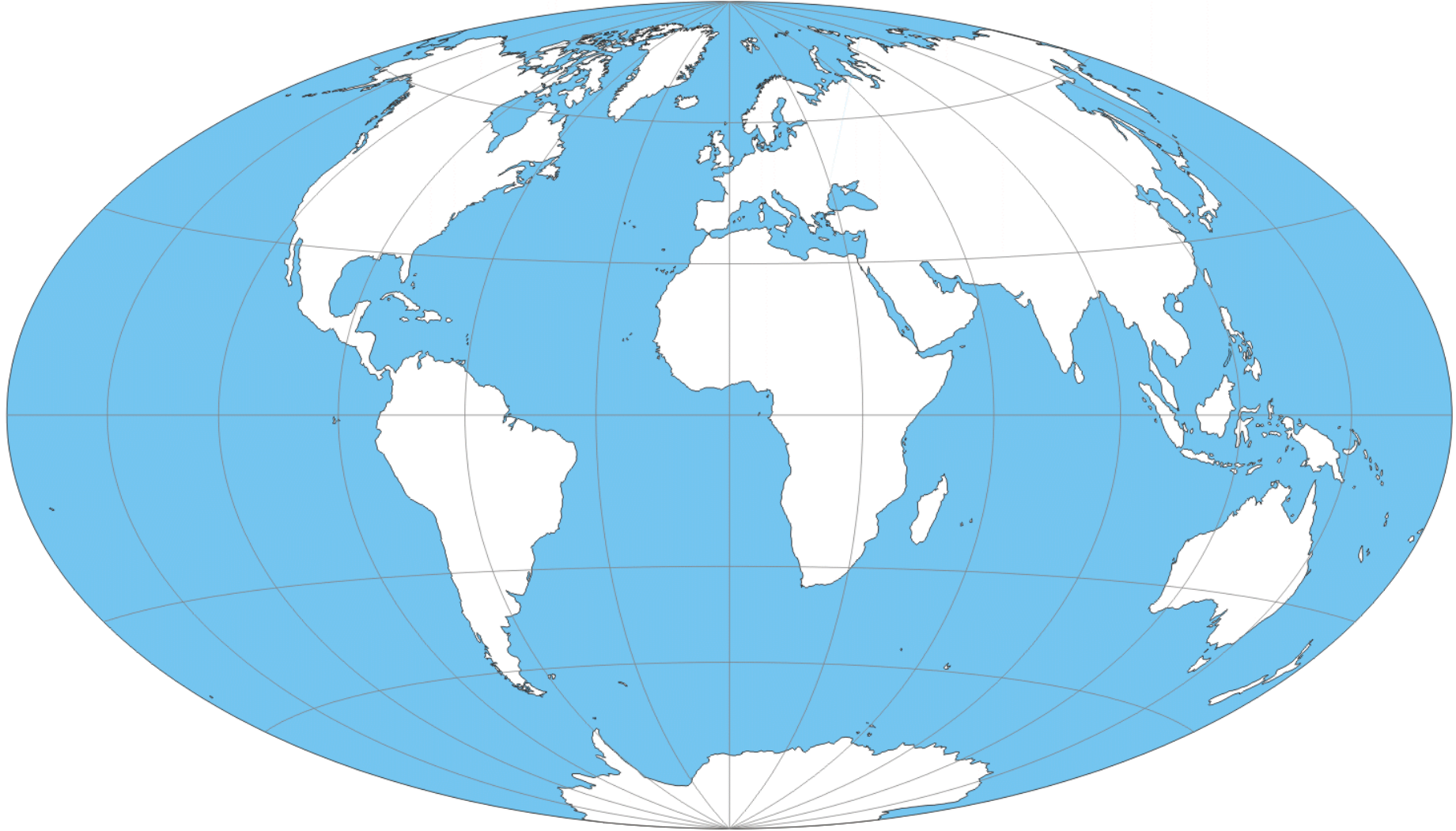
***U3.L15.A2. Worksheet 3B.**

Ask and answer questions to complete the chart.



WHERE DO THEY COME FROM?	
Carrots	
Green beans	
Radishes	
Tomatoes	
Spinach	
Lettuce	

***U3.L15.A3. Worksheet 4.** Draw the vegetables on the place where they come from.



***U3.L15.A6. Story of the peasant and the devil. (dialogue)**

Peasant: Hello. Who are you?

Devil: I'm the Devil.

Peasant: What are you sitting on?

Devil: I'm sitting on my treasure.

Peasant: Yes, but the treasure is sitting on MY land

Devil: I'll give it to you if you give me half of what you produce.

Peasant: Okay...I'll give you what grows above the ground and I'll take what grows below the ground.

Devil: Okay. So you have half and I have half.

Peasant: I'll plant...

Devil: Are the plants ready for harvest?

Peasant: Yes, your part is above the ground.

Devil: Just some leaves! Nothing I can eat here! Next time I'll take what grows above the ground.

Peasant: And I'll take what grows below the ground.....So, this time, I'll plant.....

Devil: Are the plants ready for harvest now?

Peasant: Yes, remember your part is below the ground this time!

Devil: But there are only useless roots. Next time I want everything above and below the ground!

Peasant: Okay. I'll plant (teacher helps children to guess what the peasant can do this time!!)

Devil: Are the plants ready for harvest?

Peasant: Yes...I've taken what was hanging, and the rest is for you!

Devil: Oh no! I've had enough of this! I'm leaving. You have my treasure and all the plants. It's not fair!

***U3.L15.A7. Worksheet. Have a choice.**

Choose the option you prefer.

Once upon a time there was a Peasant called Peasant Smart. He was a 1-STRONG/HANDSOME/CLEVER young man. He was going home when he saw a/an 2-EVIL/UGLY/FUNNY devil. The devil was sat on a 3-HEAVY/SPARKLING/VALUABLE treasure. The peasant asked for the treasure because it was in his 4-FERTILE/GREEN/VAST lands. The devil said to him he could take the treasure if he gave him half of the FRESH/JUICY/TASTY fruit and vegetables he produced for ONE/TWO/THREE years.

“I’ll give you what grows above the ground and I’ll take what grows below the ground” said the peasant.

“Ok” said the devil (EXCITEDLY/CHEERFULLY/NAUGHTILY).

The peasant planted (BEET/POTATOES/RADISHES). When it was time to harvest, the devil only found some (YELLOWISH/BROWNISH/DEAD) leaves.

“Next time I’ll take what grows above the ground and you’ll take what grows below the ground” said the devil (ANGRILY/SADLY/LOUDLY).

“Ok” said the peasant.

The peasant planted (LETTUCE/BROCCOLI/SPINACH). When it was time to harvest, the devil only found some (ROTTEN/LIMP/WET) roots.

Next time the peasant had to give what grew above the ground and what grew below the ground.

He planted a/an (ORANGE TREE/APPLE TREE/CHERRY TREE). When it was time to harvest he took the fruit.

The devil was (TIRED/FED UP/BORED) of this and decided to leave. The peasant became (RICH/FAMOUS/SUCCESSFUL).