

Every time a child is injured or killed by something that could have easily been prevented, everyone suffers – the child, his or her family, classmates and friends, and the entire community.

The time has come for RISK WATCH.

From Streetsense

1. Underline the sentence that best summarizes the content of the paragraph above:

- My family suffers if I have an accident.
- It is important to avoid accidents.
- Nobody can prevent accidents.
- My friends are responsible for my accidents.

2. Think with your partner about places where you can have an accident.

Give numbers from 1 to 4 :

1 is the most dangerous

4 is the safest.

	Me	My partner
Me in my parents' car.		
Me riding a bicycle.		
Me in my bedroom.		
A baby alone in its bedroom.		
Me in the kitchen.		

Use sentences:

I think the safest situation is

Let's ask the teacher.

I don't agree. For me the safest situation is

3. Tick the objects than can cause an accident.

		NAME	KIND OF ACCIDENT
	1		
	2		
	3		
	4		
	5		
	6		
	7		
	8		
	9		

4. Tell your partner about the hazards these objects can cause.

Odd numbers 1, 3, 5, 7, 9.

Use this substitution table:

Knives Electric wires Frying pans Lighters Matches Heaters Irons Hot liquids Sockets	can	cause a fire. burn you. hurt you.
--	-----	---

Tell your partner about the hazards these objects can cause.

Numbers 2, 4, 6, 8.

Use this substitution table:

Knives Electric wires Frying pans Lighters Matches Heaters Irons Hot liquids Sockets	can	cause a fire. burn you. hurt you.
--	-----	---

5. There are other objects at home that can be dangerous for children.

Where do parents have to keep these objects?



Tell your partner. Present the information to the class.

Alcoholic drinks Food Medicines Cleaners	must be kept in	a high/safety cupboard. first aids kit. in the fridge.
---	-----------------	--

Look at this picture:



To avoid infections I have to my before

.....

6. CYCLING.


You and your friend want to go cycling alone.

Get a card from the table.

Tell about some basic safety rules.

You need to	tell wear take learn put have	elbow pads. reflective jacket. helmet. knee pads. some food and drinks. your mother/father. cycling . reflectors in your bike. some coins or a mobile telephone.
-------------	--	---

Choose a card and tell your friend about it. Use the substitution table above.



Your friend has to complete the sentences on his/her piece of paper.

A/B

Listen to your friend and complete the sentences.

You need to

You need to

You need to

You need to

You need to

You need to

You need to

You need to



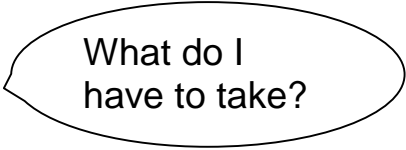
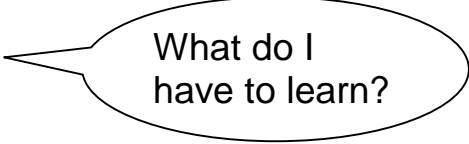
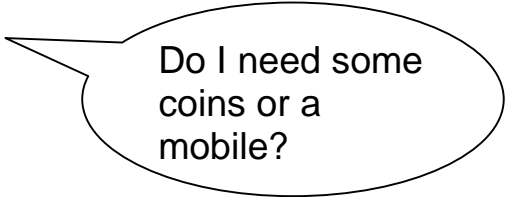
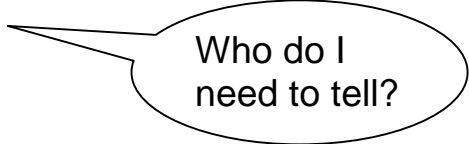
You need to

What is important when you are riding your bike?


Match:

Adults in your family	can help other people to see you.
Food and drink	have to know where you go.
Reflectors and reflector jacket	is necessary if you are going a long way.

ASSESSMENT. Ask all the questions to your partner and mark his/her answers. Check the score with him/her.
 Now your partner is going to ask you the same question, don't look at the paper.

QUESTIONS	ANSWERS	SCORE
 <p>What do I have to wear?</p>	Reflective jacket. Helmet. Knee pads. Elbow pads. Gloves.	
 <p>What does my bike need?</p>	Reflectors.	
 <p>What do I have to take?</p>	Food. Drink.	
 <p>What do I have to learn?</p>	Cycling proficiency.	
 <p>Do I need some coins or a mobile?</p>	Yes. To call for help.	
 <p>Who do I need to tell?</p>	Mother/ father/ an adult in my family	
Total score		

Ask your teacher for marks.

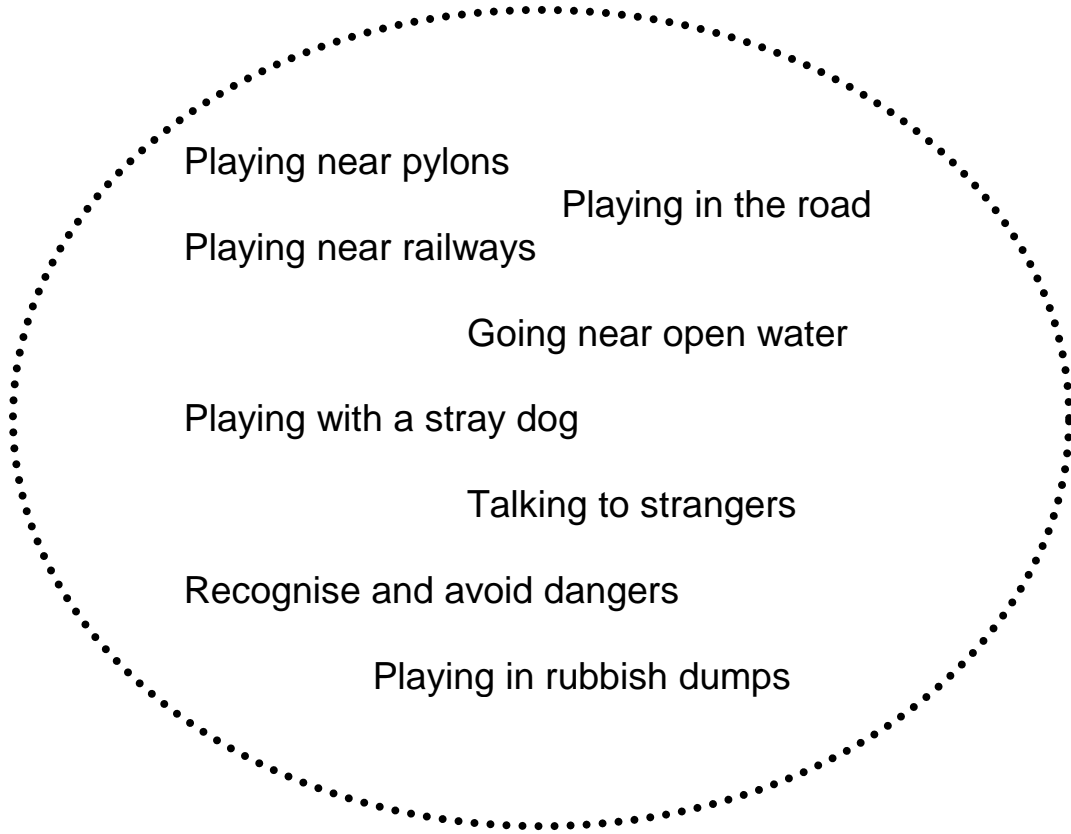


7. IN THE STREET.

Read the actions in the bubble.

Find the odd one out.

Then tell your partner.



When you play outside it's dangerous

A)

B)

C)

D)

E)

When you play outside it's necessary to

.....

8. FRACTURES. FIRST AID.




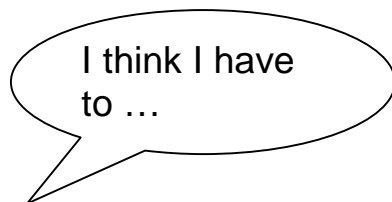
Granny has fallen down the stairs. Her leg hurts a lot.

What would you do?

- Tell her not to move.
- Tell her to stand up and walk.
- Tell her to sit on a chair.
- Try to take her to hospital yourself.
- Give her aspirin to reduce the pain.
- Phone for an ambulance.
- Call an adult.



Decide with your partner.
Use the pattern.



9. FRACTURES. FIRST AID.

WHAT HAPPENS?

WALL DICTATION.

In pairs read the sentences from the wall.

Dictate to your partners in the group only the TRUE sentences.

Cross out the sentences you have already dictated.

1. USUALLY IT HURTS A LOT.
2. THE INJURED PERSON MUST MOVE.
3. AT HOSPITAL, THE DOCTOR MAKES AN X-RAY.
4. THE INJURED PERSON IS TAKEN TO HOSPITAL.
5. YOU TELL AN ADULT.
6. SOMETIMES THE DOCTOR SUGGEST SPECIAL EXERCISES.
7. TELL THE INJURED PERSON NOT TO MOVE.
8. MAKE THE INJURED PERSON COMFORTABLE.
9. DOCTOR PUTS A CAST FOR 40 DAYS.
10. STAY CALM.
11. DOCTOR REMOVES THE CAST.


Use:

Sentence number ... says

FRACTURES. FIRST AID.

WHAT HAPPENS?

WALL DICTATION.




1		
2		
3		
4		
5		
6		
7		
8		
9		
10		
11		

Which sentence was not correct?

Now order the facts.

1st	2nd	3rd	4th	5th	6th	7th	8th	9th	10th

10. ROAD SAFETY. In the car.



There are four people travelling in this car. Who can be the driver?

Then, where is this picture from? Why?

It's from

Because the wheel is

True or false.

Heavy bags may hit someone in a car accident. Put them in the boot.

If the car stops suddenly bottle/ a can can hurt you.

A cushion only for comfort.

Safety belts are the most important help. How many can you see?

Match with arrows the safety belts to the people using them.

11. ROAD SAFETY.

Group work.

Look at the picture and decide if the place to cross the road is safe or not.



Give reasons.

Here you have some possible reasons.

1. She cannot see the cars coming.
2. The cars coming will not see her.
3. She is on a bend.
4. She cannot see if cars are coming around the corner.
5. She cannot see the cars coming over the hill.
6. She is wearing a pink dress.
- 7.

Look for a place near the school where this can happen. (Think at the shops near the school. You can use real photos to present the information.)

Present your conclusion to the whole class.

This can happen at
the.....

This can happen near
the.....

ROAD SAFETY.

Group work.

Look at the picture and decide if the place to cross the road is safe or not.



Give reasons.

Here you have some possible reasons.

1. She cannot see the cars coming.
2. The cars coming will not see her.
3. She is on a bend.
4. She cannot see if cars are coming around the corner.
5. She cannot see the cars coming over the hill.
6. She is wearing a pink dress.
- 7.

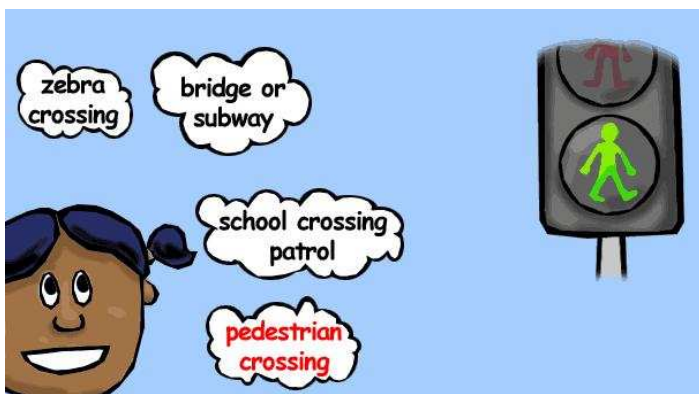

Look for a place near the school where this can happen. (Think at the recycling banks near the school. You can use real photos to present the information.)

Present your conclusion to the whole class.

This can happen at
the.....


This can happen at
the.....

What do you have to do to avoid this danger?



12. ROAD SAFETY.

Group work.



LISTEN LOOK STOP
WALK THINK

Complete the sentences.

FIRST, FIND A PLACE TO CROSS AND

..... AROUND FOR TRAFFIC.

..... SOMETIMES YOU CAN HEAR TRAFFIC BEFORE YOU CAN SEE IT.

..... IS IT A GOOD PLACE TO CROSS?

ARE YOU SURE YOU CAN'T SEE OR HEAR ANYTHING?

YES? THEN ON THE ZEBRA/PEDESTRIAN CROSSING.

ASSESSMENT.

Tick the sentences according to if you agree or disagree.

	I AGREE	I DISAGREE
1. The safety belt is not necessary for adults.		
2. Children can play with medicines.		
3. The kitchen is not a safe place.		
4. My bike needs reflectors.		
5. I can move an injured person.		
6. When an accident happens I have to call for help.		
7. Zebra or pedestrian crossings are not the safest places to cross a road.		

Now change the sentences you disagree with for sentences you agree with.

Look for information all along the unit

WRITE A MESSAGE THAT SUMMARIZES YOUR IDEAS ABOUT ACCIDENTS.

13. DEBATE.

USING YOUR MP3 WHEN CYCLING OR WALKING CAN BE DANGEROUS.

My personal decision is:

YOUR TEAM AGREES WITH THE SENTENCE.

FIND REASONS. (You can find information in the unit)

YOUR TEAM DISAGREES WITH THE SENTENCE.

FIND REASONS. (You can find information in the unit)

AGREE.

WHAT REASONS DO YOU EXPECT TO HEAR?

DISAGREE.

WHAT REASONS DO YOU EXPECT TO?

VOTE. (GROUP A)

AGAINST	
FOR	

VOTE. (GROUP B)

AGAINST	
FOR	