

Lesson 1. Let's start! Worksheet 1

COMIC BOOKS I HAVE READ

Name _____

Number of order _____

Title		Author	Publisher	Opinion	
				1 2 3 4 5 6 7 8 9 10	
Genre			Comments		
Humor	Sci-Fiction	Romance			
Adventures	Horror	Fantasy			

Title		Author	Publisher	Opinion	
				1 2 3 4 5 6 7 8 9 10	
Genre			Comments		
Humor	Sci-Fiction	Romance			
Adventures	Horror	Fantasy			

Title		Author	Publisher	Opinion	
				1 2 3 4 5 6 7 8 9 10	
Genre			Comments		
Humor	Sci-Fiction	Romance			
Adventures	Horror	Fantasy			

Title		Author	Publisher	Opinion	
				1 2 3 4 5 6 7 8 9 10	
Genre			Comments		
Humor	Sci-Fiction	Romance			
Adventures	Horror	Fantasy			

Title		Author	Publisher	Opinion	
				1 2 3 4 5 6 7 8 9 10	
Genre			Comments		
Humor	Sci-Fiction	Romance			
Adventures	Horror	Fantasy			










Lesson 1. Let's start! Language Frame (Worksheet 2)

LIKES				DISLIKES			
I like it It's interesting It's amazing				I don't like it	It The main character/s The plot The story The pictures	because	It's boring The characters are boring / dull. The plot is predictable ...
I like	The main character The characters The plot The story The pictures	because	They are (great) fun. It's a horror story They are well drawn They are original ...				
I'll recommend it!				I won't recommend it			
Highly recommended!				Completely disappointing!			
A must read!							
I like (the characters) but I don't like the (plot)							
I like how it (starts) but I don't like how it (ends)							
You can't stop reading it				I expected more!			
It has surprised me!				It has disappointed me!			
Comic Book of the Year!							
Don't miss it!							

Lesson 3 – Who is your favourite comic book character?

Worksheet 3










Classify the following characters following different criteria.

		
ASTERIX	BULMA	CAPITÁN TRUENO
		
CHARLIE BROWN	DETECTIVE CONAN	DAN DARE
		
DOCTOR DOOM	YOTSUBA	SPIDERGIRL

Lesson 3 – Who is your favourite comic book character?

Worksheet 4


Classify the following characters following different criteria.

 A collage of Garfield comic panels with a large central image of Garfield sitting with his arms crossed.	 Mortadelo, a character from the Spanish comic 'Los Simpson', wearing a suit and glasses, holding a small object.	 The Mazinger Z mecha robot, shown in a circular frame with the text 'MAZINGER Z' above it.
<p>GARFIELD</p>	<p>MORTADELO</p>	<p>MAZINGER Z</p>
 A black and white line drawing of Snoopy sitting on his doghouse.	 Mafalda, a character from the Argentine comic 'Mafalda', with her characteristic wild black hair.	 Naruto Uzumaki, a character from the Japanese anime 'Naruto', shown in profile with his signature spiky blonde hair.
<p>SNOOPY</p>	<p>MAFALDA</p>	<p>NARUTO</p>
 A black and white illustration of Tintin, the Belgian reporter, running.	 Gon Freecss, a character from the anime 'Hunter x Hunter', shown as a large orange dinosaur-like creature.	 Calvin, a character from the comic 'Calvin and Hobbes', shown as a young boy with spiky blonde hair and a red striped shirt.
<p>TINTIN</p>	<p>GON</p>	<p>CALVIN</p>

Understanding comics: *how to create a comic strip?*

Lesson 5 – Let's create a character.


Worksheet 5



SPIDERMAN



YOTSUBA



CUTLASS

Understanding comics: *how to create a comic strip?* Lesson 5 – Let's create a character.
Worksheet 6

His name is Spiderman.

He's a superhero.

His real name is Peter Parker.

He's about 25 years old.

He was born in New York.

His wife is Mary Jane Watson.

He's got an aunt called May Parker.

He's a scientist and a
photographer at the Daily Bugle.

He has super-human agility similar
to a spider.

He can adhere to walls and other
surfaces.

Some of his enemies are: The
Green Goblin, Doctor Octopus,
Venom, Carnage or The Lizard.

Understanding comics: *how to create a comic strip?* Lesson 5 – Let's create a character.
Worksheet 7

Her name is Yotsuba.

She's a 5 year old small girl.

She's adopted.

She's from an unknown island.

She's got green hair tied in 4
pigtails.

She's fun and very energetic.

She's always happy but when she's
deeply frightened or upset she cries.

Understanding comics: *how to create a comic strip?* Lesson 5 – Let's create a character.
Worksheet 8

His name is Cutlass

He's a cowboy

He's very brave and with a good sense of humour.

He always wears white clothes and a hat.

He's got a girlfriend called Mabel.

His best friend is Jim, a black cowboy.

He's got a horse.

Another of his friends is Juan Bala, a mexican who is always sitting down in the shade by a wall.

Another of his friends is 37, a green alien who talks using numbers but when he laughs (j4j4J4).

His main enemy is Evil Jack. He always carries his two guns and a tall black hat.

Understanding comics: how to create a comic strip?* Lesson 5 – Let's create a character.




SPIDERMAN

- * His real name is Peter Parker.
- * He's a superhero.
- * He's about 25 years old.
- * He was born in New York.
- * His wife is Mary Jane Watson.
- * He's got an aunt called May Parker.
- * He's a scientist and photographer at the Daily Bugle.
- * Some of his enemies are: Green Goblin, Doctor Octopus, Venom, Carnage, The Sandman and The Lizard.
- * He has super-human agility similar to a spider.
- * He can adhere to walls and other surfaces.



YOTSUBA

- * Her name is Yotsuba.
- * She's a 5 year old small girl.
- * She's adopted.
- * She's from an unknown island.
- * She's got green hair done in 4 pigtails.
- * She's fun and very energetic.
- * She's always happy but when she's deeply frightened or upset she cries.



CUTLASS

- * His name is Cutlass
- * He's a cowboy
- * He's very brave and with a good sense of humour.
- * He always wears white clothes and a hat.
- * He's got a girlfriend called Mabel.
- * His best friend is Jim, a black cowboy.
- * Another of his friends is Juan Bala, a mexican who is always sitting down in the shade by a wall.
- * Another of his friends is 37, a green alien who talks using numbers but when he laughs (j4j4J4).
- * His main enemy is Evil Jack. He always carries his two guns and a tall black hat.
- * He's got a horse.

Understanding comics: <i>how to create a comic strip?</i>	Worksheet 10
Lesson 5 – Let's create a character.	


MY COMIC BOOK CHARACTER'S PROFILE	
Name	
Secret name	
Age	
Nationality	
Date of birth	
Place of birth	
Job	
Physical description (Appearance)	
Clothes/ Costume	
Personality	
Abilities	
Friends	
Enemies	
Other information	

Understanding comics: how to create a comic strip? Worksheet 11
 Lesson 5 – Let’s create a character.

MY COMIC BOOK CHARACTER'S PROFILE

Name	His Her Its	name is... secret identity name is... superhero’s name is...		
Age	He’s She’s It’s	(6) years old.		
Nationality	He’s She’s It’s	from	Spain/ England/ Japan / Portugal...	
			Spanish/ English/ Catalan/ Japanese/ Portuguese...	
Date/ Place of birth	He She It	Was born	In	1945 New York
			on	October 12th 1,987
Job/ Occupation	He’s She’s It’s	a	Scientist Cowboy photographer ...	
		an		
Appearance / Personality	He’s She’s It’s	Tall Short		
		Brave Intelligent		
Clothes Costume	He’s She’s It’s	wearing	A an	Red cape yellow hat
			Black pants Blue boots	
Abilities	He She It	Can Can’t	Fly Run very fast Speak different languages	
Friends Enemies	His Her	(best) friend is (main) enemy is...		The Lizard Aunt May ...
		(best) friends are (main) enemies are...		

TYPES OF BALLOONS



1. This balloon is used when a character says something not shouting, not whispering. He says something in a normal voice.
2. This balloon is used when a character says something in a quiet voice or whispers.
3. This balloon is used when a character says something in a loud voice or shouts.
4. This balloon is used when a character is thinking or dreaming.
5. This balloon is used when more than one character is speaking at the same time.
6. These balloons are used when two characters are having a conversation
7. This balloon is used when you can't see the character, his or her voice is off-stage.
8. This balloon is used when the character is cold.
9. This balloon is used when the character speaks through an electric device.



1. This balloon is used when a character says something not shouting, not whispering.
He says something in a normal voice.
2. This balloon is used when a character says something in a quiet voice or whispers.
3. This balloon is used when a character says something in a loud voice or shouts.
4. This balloon is used when a character is thinking or dreaming.
5. This balloon is used when more than one character is speaking at the same time.
6. These balloons are used when two characters are having a conversation
7. This balloon is used when you can't see the character, his or her voice is off-stage.
8. This balloon is used when the character is cold.
9. This balloon is used when the character speaks through an electric device.



TYPES of BALLOONS

A. Draw a suitable balloon for each sentence.

HELP ME!	Ssssh! Don't wake him up!	I'm very cold!
Mmmmm, I think there's someone behind the door	...it's 12 O'clock. this is the News on "Catalunya Radio"...	Good morning! I'd like a hot chocolate, please.
I'm coming!	Yes, we are!	Hello! Hi! How are You? Fine!

Why have you used this balloon?

I have used this balloon BECAUSE	the character is	speaking in a normal voice thinking whispering shouting having a conversation speaking through an electric device
	the characters are	


Understanding comics: *how to create a comic strip?*
Lesson 9 – Let's talk!

Worksheet 15

A. Draw comic book panels using different types of balloons.

VISUAL METAPHORES

1. A person who has an idea.
2. A person sleeping or snoring.
3. A person who has pain or has been hit.
4. A person who is in trouble or has a difficulty.
5. A person who thinks "I'm stupid!"
6. An angry person.
7. A person who swears.
8. A person who is in love.
9. A person who is surprised.
10. A person who is thinking.



VISUAL METAPHORES

1. I'VE GOT AN IDEA.

2. SHE'S SLEEPING.

3. IT HURTS.

4. I'M IN TROUBLE.

5. I'M STUPID!


6. I'M ANGRY!

7. YOU ARE "STUPID!"

8. I LOVE YOU!

9. SURPRISE!

10. LET ME THINK!



Understanding comics: *how to create a comic strip?*
Lesson 10 – Let's have a look!

Worksheet 18


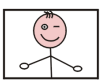




A child walks along the street.	He sees something shining on the floor.	He picks it up.
It is a coin.	The child goes into a sweet shop.	The shop assistant welcomes him.

Understanding comics: *how to create a comic strip?*
Lesson 10 – Let's have a look!

Worksheet 19

He chooses a chocolate bar.	He pays for the chocolate bar.	He eats the chocolate bar.
He realises there is a golden ticket under the wrapper.	He sees it's "Willy Wonka's golden ticket".	He is very happy.

A child walks along the street.	He sees something shining on the floor.	He picks it up.
It is a coin.	The child goes into a sweet shop.	The shop assistant welcomes him.

Types of shots			Types of angles		
					
Close up shot (CS)	Mid-shot (MS)	Long shot (LS)	A bird's eye (BE)	Eye level (EL)	A worm's eye (WE)

Understanding comics: *how to create a comic strip?* Worksheet 21
 Lesson 10 – Let's have a look!

He chooses a chocolate bar.	He pays for the chocolate bar.	He eats the chocolate bar.
He realises there is a golden ticket under the wrapper.	He sees it's "Willy Wonka's golden ticket".	He is very happy.

I have used a	close-up shot mid-shot long-shot a bird's eye angle an eye level angle a worm's eye angle	because I want to show	the character`s facial expression the character's reaction what the character is doing where is the character what's happening from above/ below
---------------	--	------------------------	--

Understanding comics: *how to create a comic strip?*
Lesson 10 – How does it sound?



A balloon
Bursting

POP!



A boy knocking
at the door

KNOCK,
KNOCK!



A snake

HISS!



A car horn

BEEP,
BEEP!

Understanding comics: *how to create a comic strip?*
Lesson 10 – How does it sound?



A

train

CHOO,
CHOO!



A donkey

HEE,
HAW!



A heartbeat

Thump,
thump!



Playing with water

SPLISH,
SPLASH!

ENGLISH ONOMATOPOEIAS

A. Match the following sounds with suitable ONOMATOPOEIAS:


1.  A ballon bursting **CHOO, CHOO!**

2.  Playing with water **KNOCK, KNOCK!**

3.  A heartbeat **POP!**

4.  A train **HISS!**

5.  A donkey **SPLISH, SPLASH!**

6.  A snake **BEEP, BEEP!**

7.  A horn **HEE, HAW!**

8.  A boy knocking on the door **THUMP, THUMP!**

A (mouse) goes (squeak, squeak!)
(Mice) go (squeak, squeak!)



ENGLISH ONOMATOPOEIAS

A. Match the following animals with suitable ONOMATOPOEIAS:

1.  A cow QUACK!
2.  A sheep MEOW!
3.  A duck BAAAA!
4.  A Pig MOO!
5.  A Horse WOOF, WOOF!
6.  A cat OINK, OINK!
7.  A dog NEIGH!

A (cockerel) goes (Cock-a-doodle-doo)
(Cockerels) go (Cock-a-doodle-doo)



ONOMATOPOEIAS

Match the following ONOMATOPOEIAS with the language they are from



Kero-Kero /Roc-Roc / Ribib / Croack!

<i>Catalan</i>	<i>Spanish</i>	<i>American English</i>	<i>Japanese</i>




iPio, pio! / Piyo-piyo/ Piu, piu!/ Tweet, tweet!

<i>Catalan</i>	<i>Spanish</i>	<i>English</i>	<i>Japanese</i>



Xip, xap! / Splish, splash! / iChap, chap! / Basha, basha!

<i>Catalan</i>	<i>Spanish</i>	<i>English</i>	<i>Japanese</i>



Chuu! Buchu! / Smack! / iMua! iChuick! / Muà!

<i>Catalan</i>	<i>Spanish</i>	<i>English</i>	<i>Japanese</i>



iAchís! / Kushan! Kushun! / Atchoo! / Atxim! Atxum!

<i>Catalan</i>	<i>Spanish</i>	<i>English</i>	<i>Japanese</i>



**In Japanese (a heartbeat) GOES (doki-doki!)
In Spanish (a heartbeats) GOES (bum, bum!)**








**In Catalan (doors slamming) GO (plam!)
In English (doors slamming) GO (slam!)**

Match the following onomatopoeias with the sounds they represent

FUGGLUSRSH!	SPISH!	TUM, TUM, TUM!	CHOMP, CHOMP!	YAP, YAP, YAP!
--------------------	---------------	-------------------------------	--------------------------	-------------------------------



Invent new onomatopoeias for the following sounds

Sound	Invented Onomatopoeias
 <p>Raindrops/ Raining</p>	
 <p>Falling to the floor</p>	
 <p>Scissors</p>	
 <p>Swords</p>	
 <p>A trumpet</p>	

